

AccessMedicine User Guide

맥그로힐에듀케이션



What is AccessMedicine?

- AccessMedicine은 의학분야에서 가장 뛰어난 완벽한 지식의 스펙트럼을 제공하는 포괄적인 정보원입니다.
- 권위있고 신뢰할 수 있는 자원인 AccessMedicine은 탁월한 의학 분야 전문가인 Mark A. Graber, MD; Diane Levine, MD; and Anderson Spickard, III, MD를 포함하는 저명한 자문위원회가 이끌고 있으며 자료들이 지속적으로 업데이트되고 있습니다.
- AccessMedicine은 의대생에게 기초과학 학습과 클럭십을 수행하는 데 필요한 다양한 자원을 제공합니다. 바로 볼 수 있는 비디오자원, Review Questions과 현장 진료 시 의사결정을 돕는 주요 의학 교과서를 통해 레지던트, 임상간호사, P.A.를 도와줍니다. 또한 개업의가 환자의 최상의 결과를 보장하기 위한 의학 지식을 제공합니다.

What is AccessMedicine?

The screenshot displays the AccessMedicine website. At the top, the logo "ACCESS Medicine" is visible. Below it, a navigation bar includes links for Books, Quick Reference, Drugs, Multimedia, Cases, Study Tools, Patient Ed, and Hospital Corner. A search bar with the placeholder "Search AccessMedicine" and a magnifying glass icon is on the right. Below the navigation bar, a row of book covers is shown, including "HARRISON'S INTERNAL MEDICINE", "CURRENT Medical Diagnosis & Treatment 2019", "Smith's PATIENT-CENTERED INTERVIEWING", "Goodman & Gilman's THE PHARMACOLOGICAL BASIS OF THERAPEUTICS", "CURRENT Practice Guidelines in Primary Care 2018", and "UNDERSTANDING TELEHEALTH". Navigation arrows are on either side of this row. Below the books, there are links for "Browse Books by Topic" and "Get Alerts". The bottom section is divided into three columns: "AccessMedicine Channel" with a video thumbnail titled "Why is everyone searching... Autism Spectrum Disorder?", "Harrison's Channel" with a video thumbnail for "HARRISON'S PRINCIPLES OF INTERNAL MEDICINE 20th Edition" and a description of a case involving a 63-year-old man with sepsis, and "Case of the Week" with a video thumbnail for "CASE FILES PSYCHIATRY" and a description of a case involving Autism Spectrum Disorder.

ACCESS Medicine

Books ▾ Quick Reference ▾ Drugs ▾ Multimedia ▾ Cases ▾ Study Tools ▾ Patient Ed ▾ Hospital Corner ▾

AccessMedicine ▾ Search AccessMedicine

About Search

HARRISON'S INTERNAL MEDICINE

CURRENT Medical Diagnosis & Treatment **2019**

Smith's PATIENT-CENTERED INTERVIEWING An Evidence-Based Method

Goodman & Gilman's THE PHARMACOLOGICAL BASIS OF THERAPEUTICS

CURRENT Practice Guidelines in Primary Care **2018**

UNDERSTANDING TELEHEALTH

[Browse Books by Topic](#) [Get Alerts](#)

AccessMedicine Channel

Why is everyone searching...

ACCESSMEDICINE CHANNEL, WHY IS...
Autism Spectrum Disorder?

Harrison's Channel

20th Edition
HARRISON'S PRINCIPLES OF INTERNAL MEDICINE

ACCESSMEDICINE CHANNEL, HARRISON'S...
A 63 year old man with sepsis, hemodynamic instability, and ...

Case of the Week







CASE FILES PSYCHIATRY



ACCESSMEDICINE CHANNEL...
AccessMedicine's Case of the Week: Autism Spectrum...






AccessMedicine : Key Features




- **110+** 세계적으로 저명한 의학 관련 Textbook 제공
- **10,500+** Review Questions (다양한 Q&A test를 통해 학습상황 확인 및 강점, 약점 파악)
- **900+** 멀티미디어 자료 (약물 작용 애니메이션, 약물에 대한 평가 및 치료권고, Medical 주제의 비디오를 포함)
- **900+** Cases (실제사례중심 Drug-therapy case에 대한 Q&A)
- **1,000+** Drug 정보
- **8,000+** Images








Front page




McGraw-Hill Medical  Support  Subscribe  English   Sign In 

ACCESS  **Medicine** 

Books  Quick Reference  Drugs Multimedia  Cases  Study Tools  Patient Ed Hospital Corner

AccessMedicine  Search AccessMedicine  Advanced Search 


      

 Browse Books by Topic  Get Alerts 

AccessMedicine Channel

Why is everyone searching...


ACCESSMEDICINE CHANNEL, WHY IS EVERYONE...
Cervical Health Awareness Month

 Julie Grishaw, ACNP
Dec 31, 2018

Harrison's Channel

20th Edition
HARRISON'S
PRINCIPLES OF
INTERNAL
MEDICINE


ACCESSMEDICINE CHANNEL, HARRISON'S...
Aortic regurgitation: a new episode of Harrison's High Yield...

 Harrison's Self Assessment and Board Review
Dec 10, 2018

Case of the Week

FIFTH EDITION
CASE FILES
OBSTETRICS &

ACCESSMEDICINE CHANNEL, ACCESSMEDICINE'S...
AccessMedicine's Case of the Week: Cervical Cancer

 Julie Grishaw, ACNP
Jan 01, 2019

Search – 키워드 검색

키워드로 검색된
- 자료 유형
- 유형별 결과 수

Book Title로
좁히기
1. 검색상자에
키워드를 입력하여
좁히기
2. 디스플레이된
타이틀 선택(체크)

토픽별로 분류하기

Books ▾ Quick Reference ▾ Drugs ▾ Multimedia ▾ Cases ▾ Study Tools ▾ Patient Ed

AccessMedicine ▾ Search AccessMedicine

Advanced Search ⓘ

spinal cord

Search **spinal cord** across all McGraw-Hill Medical sites >
Search only displays content in your subscription, as long as you are signed in

3317 results in Textbooks

Books (3558) ▶

Quick Reference (95) ▶

Multimedia (7) ▶

Images (410)

Cases (39) ▶

Patient Education (120)

Narrow By Textbook

Type to filter

- ☐ Adams and Victor's Principles of Neurology, 10e (455)
- ☐ Basic & Clinical Pharmacology, 13e (41)
- ☐ Basic Concepts in Pharmacology: What You Need to Know for Each Drug Class, 5e (1)
- ☐ Basic Radiology, 2e (23)
- ☐ Behavioral Medicine: A Guide for Clinical Practice, 4e (5)
- ☐ Cardiovascular Physiology, 8e (2)
- ☐ Clinical Dermatology (3)
- ☐ Clinical Ethics: A Practical Approach

Narrow By Topic

- ☐ brain (91)
- ☐ brain stem (59)

Diseases of the Spinal Cord
Harrison's Principles of Internal Medicine

Disorders of the Autonomic Nervous System > SPINAL CORD
Harrison's Principles of Internal Medicine

... **Spinal cord** lesions from any cause may result in focal autonomic deficits or autonomic hyperreflexia (e.g., **spinal cord** transection or hemisection) affecting bowel, bladder, sexual, temperature-regulation, or cardiovascular functions. Quadriparetic patients exhibit both supine hypertension...

[View All Harrison's Principles of Internal Medicine Results >](#)

The Spinal Cord
Clinical Neuroanatomy, 28e

The Vertebral Column and Other Structures Surrounding the Spinal Cord
Clinical Neuroanatomy, 28e

Chapter 44. Diseases of the Spinal Cord
Adams & Victor's Principles of Neurology, 10e

키워드 검색 시 사례

: 사용자가 Spinal Cord와 같이 두 단어를 검색하면 두 단어가 and 검색으로 이루어진 결과를 보여줌

Books : 원문보기

ACCESS Medicine

Books ▾ Quick Reference ▾ Drugs Multimedia ▾ Cases ▾ Study Tools ▾ Patient Ed Hospital Corner

Library
Updates

Search AccessMedicine

Advanced Search ⓘ

Books

Library ▾

- Anesthesiology
- Basic Science
- Behavioral Medicine
- Cardiology
- Critical Care Medicine
- Dermatology
- Emergency Medicine
- Endocrinology
- Family Medicine
- Gastroenterology
- Genetics
- Geriatric Medicine
- Healthcare Business
- Healthcare Systems: Quality, Safety,

Textbooks

Tools ▾

Grid List

HARRISON'S
20th Edition
PRINCIPLES OF
INTERNAL
MEDICINE
JAMESON
FAUCI
KASPER
HAUSER
LONGO
LOSCALZO

Harrison's Principles of Internal Medicine, 20e
J. Larry Jameson, Anthony S. Fauci, Dennis L. Kasper, Stephen L. Hauser, Dan L. Longo, Joseph Loscalzo

Adams and Victor's
Principles of
Neurology

THE ATLAS OF
EMERGENCY
MEDICINE


Book-Library를 통해 모든 교재 리스트를 보거나, 주제별로 Filtering하여 도서 검색

바이블로 세계적 인정을 받는 콘텐츠 제공

- Harrison's Principles of Internal Medicine
- CURRENT Medical Diagnosis & Treatment
- Hurst's the Heart
- Schwartz's Principles of Surgery
- Adams and Victor's Principles of Neurology
- Williams Obstetrics
- Clinical Neuroanatomy
- Endocrine Physiology
- Ganong's Review of Medical Physiology
- Vander's Renal Physiology
- More than a dozen CURRENT titles
- And more...

Books : 원문보기

[Home](#) > [Books](#) >



20th Edition
HARRISON'S
PRINCIPLES OF
INTERNAL
MEDICINE


JAMESON
FAUCI
KASPER
HAUSER
LONGO
LOSCALZO

[Copyright](#)
[Notice](#)
[Editors of Previous Editions](#)
[Editors](#)
[Cover Illustration](#)
[Related Harrison's Resources](#)
[Contributors](#)
[Preface](#)

Harrison's Principles of Internal Medicine, 20e

J. Larry Jameson, Anthony S. Fauci, Dennis L. Kasper, Stephen L. Hauser, Dan L. Longo, Joseph Loscalzo

[Go to Review Questions](#) [Go to Cases](#)

Search Textbook 

[Show Chapters](#) [Hide Chapters](#)

- + Part 1: The Profession of Medicine
- + Part 2: Cardinal Manifestations and Presentation of Diseases
- + Part 3: Pharmacology
- + Part 4: Oncology and Hematology
- Part 5: Infectious Diseases
 - Section 1: Basic Considerations in Infectious Diseases
 - Chapter 115: Approach to the Patient with an Infectious Disease
 - Chapter 116: Molecular Mechanisms of Microbial Pathogenesis
 - Updated! Chapter 117: Approach to the Acutely Ill Infected Febrile Patient**
 - Chapter 118: Immunization Principles and Vaccine Use
 - Chapter 119: Health and Travel
 - Updated! Chapter 120: Infectious Disease

FEATURES

Textbook Updates


12/18/2018
Valerate, a Microbial Metabolite, Inhibits C. difficile Growth
Kurt J. Isselbacher, MD

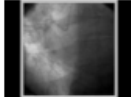
12/17/2018
Prednisone Prophylaxis for Prevention of TB-Associated Immune Reconstitution Inflammatory Syndrome (IRIS)
Robert W. Eisinger, PhD, Anthony S. Fauci, MD

12/17/2018
Myocardial Inflammation Associated with Rheumatoid Arthritis Disease
Robert W. Eisinger, PhD, Anthony S. Fauci, MD

[View All Textbook Updates](#)

Multimedia

 VIDEO A11-18: Procedure for Gynecologic Examination Smear.
14 mins, 33 secs

 VIDEO A11-19: Result after manual thrombectomy and thrombus extraction.
10 secs

업데이트 정보


연관된 Multimedia 자원

도서 기본정보

업데이트된 챕터

Books : 원문보기

[Home](#) > [Books](#) > [Harrison's Principles of Internal Medicine, 20e](#) > [Previous Chapter](#) | [Next Chapter](#)





Chapter 125: Infectious Arthritis

Lawrence C. Madoff

[Sections](#) [Print](#) [Share](#) [Get Citation](#)

[Full Chapter](#) [Figures](#) [Tables](#)

INTRODUCTION

Although *Staphylococcus aureus*, *Neisseria gonorrhoeae*, and other bacteria are the most common causes of infectious arthritis, various mycobacteria, spirochetes, fungi, and viruses also infect joints ([Table 125-1](#)). Since acute bacterial infection can destroy articular cartilage rapidly, all inflamed joints must be evaluated without delay to exclude noninfectious processes and determine appropriate antimicrobial therapy and drainage procedures. For more detailed information on infectious arthritis caused by specific organisms, the reader is referred to the chapters on those organisms.

TABLE 125-1
Differential Diagnosis of Arthritis Syndromes

인쇄, 공유, 인용, 책 내 검색 등의 부가기능 제공

Search Book 클릭 시 검색창이 나타남

원문내용

Books : 원문보기

The screenshot displays the AccessMedicine interface for Chapter 125: Infectious Arthritis. On the left, a sidebar lists various sections, including 'INTRODUCTION', 'APPROACH TO THE PATIENT', 'ACUTE BACTERIAL ARTHRITIS', 'PATHOGENESIS', 'MICROBIOLOGY', 'NONGONOCOCCAL BACTERIAL ARTHRITIS', 'TREATMENT', 'GONOCOCCAL ARTHRITIS', 'TREATMENT', 'SPIROCHETAL ARTHRITIS', 'LYME DISEASE', 'TREATMENT', 'SYPHILITIC ARTHRITIS', 'MYCOBACTERIAL ARTHRITIS', 'FUNGAL ARTHRITIS', 'VIRAL ARTHRITIS', 'PARASITIC ARTHRITIS', 'POSTINFECTIOUS OR REACTIVE ARTHRITIS', 'INFECTIONS IN PROSTHETIC JOINTS', and 'TREATMENT'. A purple box highlights the 'Section' button, and a purple arrow points to it. A text box explains that clicking 'Section' shows a list of sections on the left, allowing for direct navigation.

Expand All Sections
Jump to a Section

INTRODUCTION
APPROACH TO THE PATIENT
ACUTE BACTERIAL ARTHRITIS
PATHOGENESIS
MICROBIOLOGY
NONGONOCOCCAL BACTERIAL ARTHRITIS
TREATMENT
GONOCOCCAL ARTHRITIS
TREATMENT
SPIROCHETAL ARTHRITIS
LYME DISEASE
TREATMENT
SYPHILITIC ARTHRITIS
MYCOBACTERIAL ARTHRITIS
FUNGAL ARTHRITIS
VIRAL ARTHRITIS
PARASITIC ARTHRITIS
POSTINFECTIOUS OR REACTIVE ARTHRITIS
INFECTIONS IN PROSTHETIC JOINTS
TREATMENT

Books Quick Reference Drugs Multimedia Cases Study Tools Patient Ed Hospital Corner

AccessMedicine Search AccessMedicine

Home > Books > Harrison's Principles of Internal Medicine, 20e >

Chapter 125: Infectious Arthritis

Lawrence C. Madoff

Sections Print Share Get Citation Search Book

목차 : "Section" 클릭 시 왼쪽에 각 section 리스트가 나타나고, 클릭하여 바로 이동할 수 있음


Listen

Although *Staphylococcus aureus*, *Neisseria gonorrhoeae*, and other bacteria are the most common of infectious arthritis, various mycobacteria, spirochetes, fungi, and viruses also infect joints (Table 125-1). Since acute bacterial infection can destroy articular cartilage rapidly, all inflamed joints must be evaluated without delay to exclude noninfectious processes and determine appropriate antimicrobial therapy and drainage procedures. For more detailed information on infectious arthritis caused by specific organisms, the reader is referred to the chapters on those organisms.

TABLE 125-1
Differential Diagnosis of Arthritis Syndromes

Books : 원문보기

Home > Books > Harrison's Principles of Internal Medicine, 20e > Previous Chapter



Chapter 125: Infectious Arthritis

Lawrence C. Madoff

Sections Print Share Get Citation Search Book

Full Chapter Figures Tables

INTRODUCTION

Listen [Speaker Icon]

Speech-enabled by ReadSpeaker

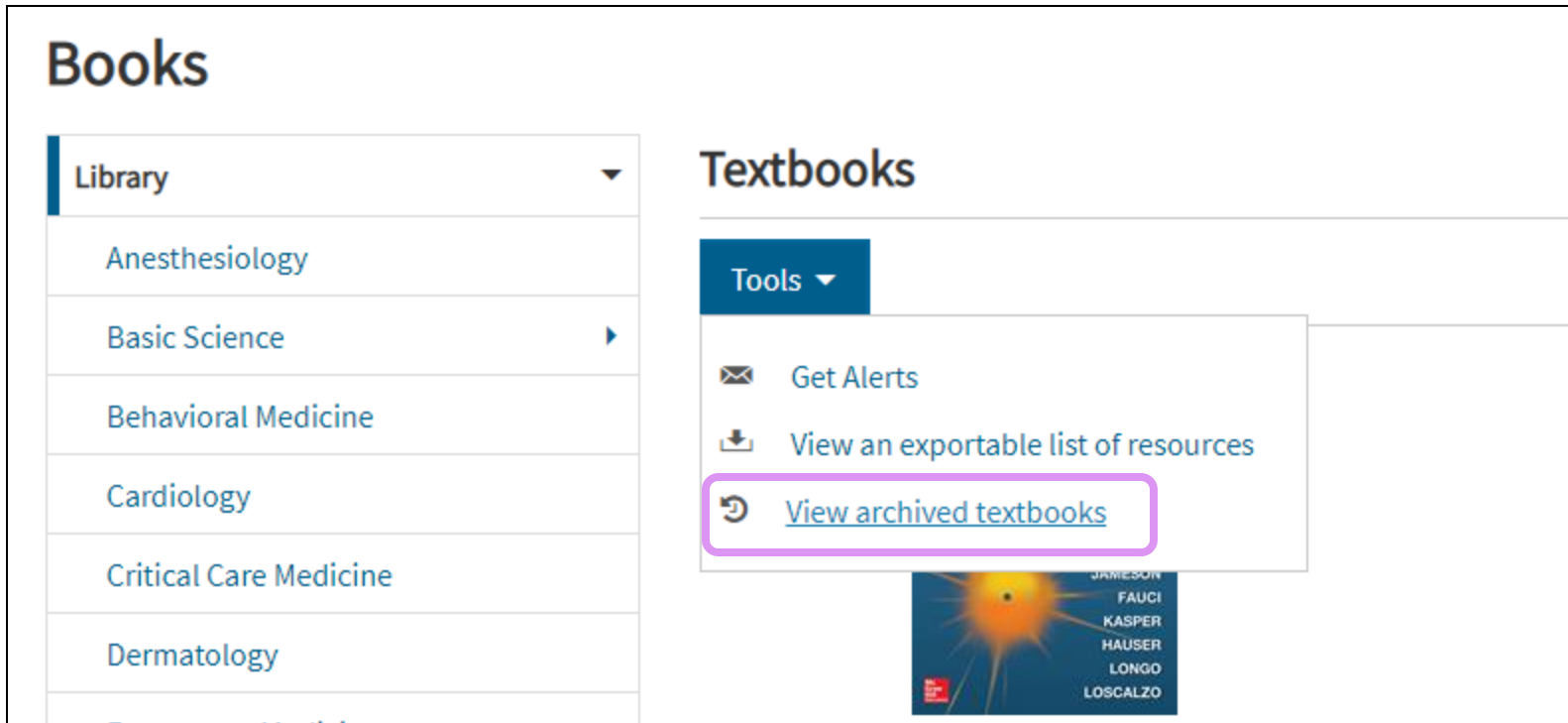
Although *Staphylococcus aureus*, *Neisseria gonorrhoeae*, and other bacteria are the most common causes of infectious arthritis, various mycobacteria, spirochetes, fungi, and viruses also infect joints (Table 125-1). Since acute bacterial infection can destroy articular cartilage rapidly, all inflamed joints must be evaluated without delay to exclude noninfectious processes and determine appropriate antimicrobial therapy and drainage procedures. For more detailed information on infectious arthritis caused by specific organisms, the reader is referred to the chapters on those organisms.

TABLE 125-1
Differential Diagnosis of Arthritis Syndromes

Listen 기능 :
텍스트를 음성으로 읽어주는 도구로, 각 챕터 섹션의 시작 부분에서 제공됨

톱니모양 아이콘을 클릭하면 읽어주는 속도, 하이라이트 표기 여부, 컬러 등 설정 가능

Books : 전판 보기(previous edition)



The screenshot shows a web interface for 'Books'. On the left, there is a 'Library' dropdown menu with options: Anesthesiology, Basic Science, Behavioral Medicine, Cardiology, Critical Care Medicine, and Dermatology. On the right, there is a 'Textbooks' section with a 'Tools' dropdown menu. The 'Tools' menu is open, showing three options: 'Get Alerts', 'View an exportable list of resources', and 'View archived textbooks'. The 'View archived textbooks' option is highlighted with a red rectangle. Below the 'Tools' menu, there is a small image of a book cover with the names JAMESON, FAUCI, KASPER, HAUSER, LONGO, and LOSCALZO.

View archived textbooks:

New edition이 나오면 previous edition은 Books – Library 항목에서 Tools 버튼을 누르면 나오는 Vie Archived Textbooks에서 확인 가능 (이 항목으로 옮겨진 후 약 2년간 제공)

* 신간과 함께 검색되는 혼돈을 막기 위해, Search에서는 구판이 검색되지 않음.

Quick Reference :



Quick Reference : 2 Minute Medicine

ACCESS Medicine

Books ▾ Quick Reference ▾ Drugs Multimedia ▾ Cases ▾ Study Tools ▾ Patient Ed Hospital Corner

AccessMedicine ▾ Search AccessMedicine

Books

- Library
- Updates
- Archived Textbooks
- 2 Minute Medicine®**

2 minute medicine

concise curated evidence

Daily Literature Reports by the 2 Minute Medicine®

2 Minute Medicine® (abbreviated 2MM) is a daily literature report that provides concise, curated, and authoritative evidence for clinical practice. [Learn more...](#)

Topics ▾

2/16/2018 2:27:49 PM
No benefit of sodium bicarbonate or acetaminophen for pain relief in patients with acute myocardial infarction
Ilyas Daghas, Dayton McMillan

2/16/2018 2:27:49 PM
Nusinersen improves motor function in children with spinal muscular atrophy
Shani Chibber, Dayton McMillan

2/16/2018 2:27:49 PM
Influenza vaccine not associated with increased risk of myocardial infarction
Kate Anderson, Leah H. Carr, MD

Access Provided by: McGraw Hill Medical

Quick Reference – 2 Minute Medicine

: 영향력있는 최신의 의학문헌을 토픽별/최신별로 빠르게 확인할 수 있도록 요약정보 제공

2 Minute Medicine® > Cardiology >

View ▾ Print ↑ Top

Adverse outcomes are similar for patients undergoing percutaneous coronary intervention receiving heparin or bivalirudin

by Dayton McMillan

Originally published by 2 Minute Medicine® ([view original article](#)). Reused on AccessMedicine with permission.


1. Patients undergoing percutaneous coronary intervention (PCI) mainly via radial approach receiving either bivalirudin or heparin, in addition to P2Y₁₂ inhibitors, following myocardial infarction experienced similar rates of death from any cause, myocardial infarction, or major bleeding.
2. Patients who had ST-segment elevation myocardial infarction (STEMI) or non-STEMI myocardial infarctions experienced similar rates of major adverse events regardless of their treatment with bivalirudin or heparin during PCI.

Evidence Rating: 1 (Excellent)

Study Rundown:

Following myocardial infarction, anticoagulation and antiplatelet agents are used during PCI to improve clinical outcomes by reducing thrombotic complications. Advantages of anticoagulation and antiplatelet agents must be weighted with their adverse effects of bleeding complications. In this study, patients post myocardial infarction undergoing radial-artery PCI and receiving a potent P2Y₁₂ inhibitor were treated with the anticoagulants heparin or bivalirudin. The primary endpoints of the study were death from any cause, myocardial infarction, and major bleeding events. This multicenter, randomized trial included patients with both STEMI and non-STEMI myocardial infarction with an urgently planned PCI. Most patients had a radial-artery PCI approach, and all were treated with P2Y₁₂ inhibitors ticagrelor, prasugrel, or cangrelor. No significant differences in rates of primary endpoints were observed between patients treated with bivalirudin or heparin at either 30 or 180 days post-PCI. No difference in outcomes was observed between treatment groups for patients with either STEMI or non-STEMI myocardial infarctions. The size of the study is a significant strength,

Quick Reference : DDX



Books ▾ Quick Reference ▾ Drugs Multimedia ▾ Cases ▾ Study Tools ▾ Patient Ed Hospital Corner

AccessMedicine ▾ Search AccessMedicine

Advanced Search ⓘ

Quick Reference - DDX

: 1,000여 종 이상의 질병에 대한 증상 및 감별 진단 정보를 제공

Diagnosaurus®

증상/질병/기관계
별로 분류

All Differential Diagnoses

- By Symptom
- By Disease
- By Organ System ▸

Instructions
About
How to Cite this Resource
Diagnosaurus for mobile

All Differential Diagnoses

Search Diagnosaurus

A B C D E F G H I J K L M N O

- Abdominal aortic aneurysm
- Abdominal pain
- Abdominal pain and fever
- Abdominal pain and hematuria
- Abdominal pain and rash
- Abdominal pain and weight loss
- Abdominal pain in women
- Abdominal pain, generalized
- Abdominal pain, left lower quadrant
- Abdominal pain, left upper quadrant
- Abdominal pain, right lower quadrant

All Differential Diagnoses

Get Alerts ⓘ

Search Diagnosaurus


Abdominal pain and fever

DDx

- Gastroenteritis
- Pancreatitis
- Peritonitis
- Urinary tract infection
- Appendicitis
- Diverticulitis
- Viral hepatitis
- Liver or abdominal abscess
- Pelvic inflammatory disease
- Ruptured ectopic pregnancy
- Tubo-ovarian abscess
- Inflammatory bowel disease
- Cholecystitis or Cholangitis
- Prostatitis
- Pneumonia

See related DDx

Quick Reference : Diagnostic Tests



Guide to Diagnostic Tests, 7e

Diana Nicoll, Chuanyi Mark Lu, Stephen J. McPhee

Search Textbook



[Decision Making](#) [POC Tests/Microscopy](#) [Lab Tests](#) [Drugs](#) [Microbiology](#) [Dx Imaging](#) [ECG/Echo](#) [DDx](#) [Algorithms](#) [Nomograms](#)

[INTRODUCTION](#)

[BENEFITS, COSTS & RISKS](#)

[PERFORMANCE OF DIAGNOSTIC TESTS](#)

[TEST CHARACTERISTICS](#)

[USE OF TESTS IN DIAGNOSIS & MANAGEMENT](#)

[ODDS-LIKELIHOOD RATIOS](#)

[REFERENCES](#)

[Copyright](#)

[Notice](#)

[Editors](#)

[Abbreviations and
Acronyms](#)

[Associate Authors](#)

[Preface](#)

Quick Reference – Diagnostic Tests

: 450 개 이상의 가장 일반적으로 수행되는 진단 테스트에 대한 필수 가이드로, 진단영상, 심전도, 심초음파 및 감별진단에서의 검사도 포함됩니다.

Quick Reference :

Goodman & Gilman's Annual FDA Approvals

Quick Reference – Goodman & Gilman's Annual FDA Approvals

: 이용자가 최근에 추가된 약물과 변경 사항을 쉽게 파악할 수 있도록 기능을 추가

Goodman & Gilman's Annual FDA Approvals

First-In-Class Agents

First-In-Class Biologics

Pharmacological Similar Biologics

Pharmacological Similar

First-In-Class Agents

Baloxavir marboxil

Inotersen

Larotrectinib

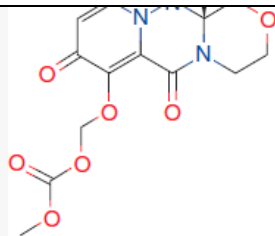
Patisiran

Fostamatinib disodium hexahydrate

Ivosidenib

Migalastat

References for First-In-Class Agents and Pharmacological



Source: Laurence L. Brunton, Randa Hilal-Dandan, Björn C. Knollmann: Goodman & Gilman's: The Pharmacological Basis of Therapeutics, Thirteenth Edition: Copyright © McGraw-Hill Education. All rights reserved.

[View Full Size](#) | [Favorite Figure](#) | [Download S](#)

Chapter 62. Antiviral Agents (Nonretroviral) > Anti-influenza Agents

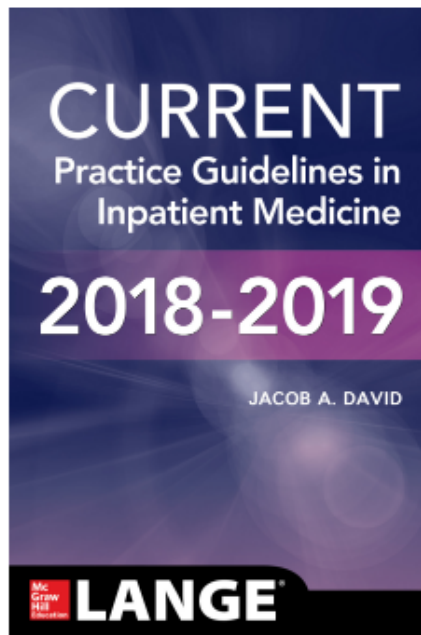
eChapter 2018: The Goodman & Gilman Year in Review New and Noteworthy FDA Approvals

더 상세한 사항을 보려면, 각 요약 페이지 하단에서 원문 연결 가능

Quick Reference :

CURRENT Practice Guidelines in Inpatient Medicine

[Home](#) > [Books](#) >



[Copyright](#)

[Notice](#)

CURRENT Practice Guidelines in Inpatient Medicine 2018-2019

Jacob A. David



1: Cardiovascular

2: Vascular

3: Pulmonary

4: Neurology

5: Gastroenterology

6: Infectious Diseases

7: Hematology

8: Renal

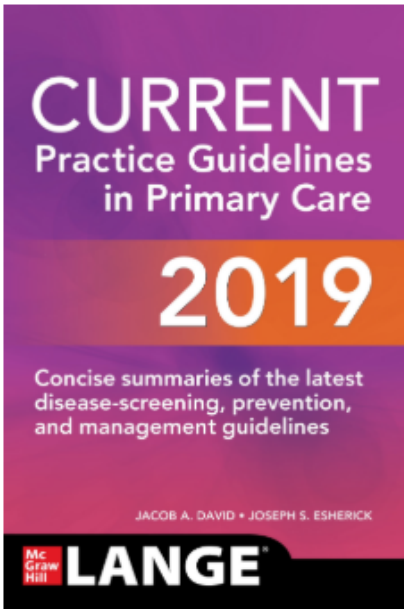
Quick Reference – Guidelines : Inpatient Medicine

: 입원환자에게 양질의 치료를 제공하기 위한 치료 지침 요약서

Quick Reference :

CURRENT Practice Guidelines in Primary Care

Home > Books >




CURRENT
Practice Guidelines
in Primary Care
2019

Concise summaries of the latest
disease-screening, prevention,
and management guidelines

JACOB A. DAVID + JOSEPH S. ESHERICK

McGraw Hill **LANGE**

CURRENT Practice Guidelines in Primary Care 2019
Jacob A. David, Joseph S. Esherick

Search Textbook 

[Show Chapters](#) [Hide Chapters](#)

- + SECTION 1: SCREENING
- + SECTION 2: PREVENTION
- + SECTION 3: MANAGEMENT

Copyright

Quick Reference – Guidelines : Primary Care
: 명확하고, 간결하고, 임상적으로
관련있는 가장 신뢰할 수 있는 자료으로,
질병에 대한 검사, 예방, 관리에
대한 요약정보 제공

Quick Reference :

Quick Medical Diagnosis & Treatment

Home > Books >



Copyright

Notice

Preface

Quick Medical Diagnosis & Treatment

Maxine A. Papadakis, Stephen J. McPhee, Jennifer Bernstein

Search Textbook

A B C D E F G H I J K L M N O

Abdominal Aortic Aneurysm

Abortion, Recurrent

Abortion, Spontaneous

Acanthamoeba Infections

Acetaminophen Overdose

Achalasia

Acidosis, Lactic

Acidosis, Metabolic, Decreased or Normal Anion Gap

Quick Reference - QMDT

: 진단과 치료에 대한 실용적이고 전문적인 정보를 질병별로 빠르게 접근할 수 있도록 구성



Home > Books > Quick Medical Diagnosis & Treatment 2018 >



View Contents

< Abdominal Aorti.. >

Key Features

Clinical Findings

Diagnosis

Treatment

Outcome

References

Abdominal Aortic Aneurysm ☆

View ▾ Print ↗ Share ↗ Get Citation 🔍 Search Book ⬆ Top

Key Features

Essentials of Diagnosis

- Most aortic aneurysms are asymptomatic until rupture, which is catastrophic
- Aneurysms measuring 5 cm are palpable in 80% of patients
- Back or abdominal pain with aneurysmal tenderness may precede rupture
- Hypotension
- Excruciating abdominal pain that radiates to the back

General Considerations

- The aorta of a healthy young man measures approximately 2 cm
- An aneurysm is considered present when the aortic diameter exceeds 3 cm
- Aneurysms rarely cause rupture until diameter exceeds 5 cm
- 90% of abdominal atherosclerotic aneurysms originate below the renal arteries
- Aortic bifurcation is usually involved
- Common iliac arteries are often involved

Demographics

- Found in 2% of men over age 55
- Male to female ratio is 4:1

+ Clinical Findings

+ Diagnosis

Drugs

Drug Monographs

- All Drugs
- Generics
- Trade Names
- Drug Classes
- Patient Handouts

All Drugs

0-9 A B C D E F G H I J K L M N O P Q R S T U V W X Y Z

A&D Jr. [OTC]

A.E.R. Traveler [OTC]

A.E.R. Wi

A-200 Lic

A-25 [OTC]

AA-Cloza

Abacavir,

Abalopar


Drug Monographs

- All Drugs
- Generics
- Trade Names
- Drug Classes
- Patient Handouts

All Drugs > K

Ivacaftor

- Basics
Clinical Pharmacology
Indications & Usage
Contraindications
Warnings/Precautions
- Pregnancy & Lactation
Adverse Reactions
Interactions
Dosing
Administration
- Storage & Compatibility
Monitoring
Patient Education
Additional Information
Pricing
- References

Images	Description
 Formulation Details	Kalydeco [VERTEX PHARMACEUTICALS, INC.] 150 mg
View all	

Name
Ivacaftor

Pronunciation
(eye va KAF tor)

Brand Names: US

1,000+ 종 이상의 약물정보 제공
복용방법, 적응증, 부작용, 가격정보 등

- Indications and Usage
- Contraindications
- Warning/Precautions
- Dosing
- Administration
- Patient Education handouts
- Interactions

Multimedia : Auscultation Classroom

Multimedia

Auscultation Classroom

Diagnostic and Imaging Studies ▶

Harrison's Pathophysiology
Animations

Harrison's Podclass

Human Anatomy Modules ▶

Lectures ▶

Patient Safety Modules ▶

Pharmacology ▶

Physical Exam ▶

Procedural Videos ▶

Tools ▼

Auscultation Classroom



Author(s): Daniel Shindler, M.D.

Play

New! Aortic
Author(s): D

Play

New! Aortic
Author(s): D

Play

New! Innoc

학생들이 정상적인 청진기술을 학습할 수 있도록 도와주는 추가 기능.
비정상적인 심장음을 들으며 동시에, 발생하는 심장 내 이상을 그래픽으로 볼 수 있는 기능을 제공합니다.

AORTIC REGURGITATION

AORTIC REGURGITATION

START →

Menu

- * AORTIC REGURGITATION
- START
- INTRODUCTION
- AUSCULTATION POINTS
- AORTIC REGURGITATION


Multimedia : Videos

Multimedia


- Diagnostic and Imaging Studies
 - Cardiovascular
 - Fetal ultrasonography
 - Gastrointestinal
 - Pulmonary
 - Rheumatology
- Exploring Essential Radiology
- Harrison's Pathophysiology Animations
- Harrison's Podclass
- Human Anatomy Modules
- Lectures
- Patient Interview
- Patient Safety Modules
- Pharmacology
- Physical Exam
- Procedural Videos

Tools


Diagnostic and Imaging Studies



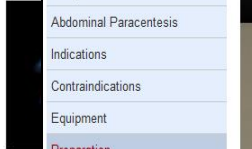
Cardiovascular



Pulmonary



Fetal U



Rheum


임상적으로 접근이 편리하도록
분류체계를 변경하고, 하위 카테고리
분류를 통해 접근성을 높임.

Abdominal Paracentesis

12 mins, 56 secs

Author(s): Maria A. Yialamas, Anna Rutherford, and Lindsay King

- Jump to:
- Abdominal Paracentesis
- Indications
- Contraindications
- Equipment
- Preparation
- Procedure
- Complications
- Summary



mcg_3024_abdominal_paracentesis_no_music

04:35 12:47 CC

Multimedia :

Pathophysiology Animations / Harrison's Podclass

Multimedia

Diagnostic and Imaging Studies ▶

Harrison's Pathophysiology Animations

Harrison's Podclass

Human Anatomy Modules ▶

Lectures ▶

Patient Interview

Patient Safety Modules

Pharmacology

Physical Exam

Procedural Videos

Tools ▼

Grid

List

Harrison's Pathophysiology Animations

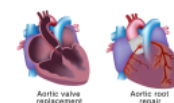
Aortic stenosis



Aortic regurgitation



Indications for aortic valve replacement in patients with aortic regurgitation



Diagnostic and Imaging Studies ▶

Harrison's Pathophysiology Animations

Harrison's Podclass

Human Anatomy Modules ▶

Lectures ▶

Patient Interview

Patient Safety Modules ▶

Pharmacology ▶

Physical Exam ▶

Procedural Videos ▶

Tools ▼

Grid

List

Harrison's Podclass



Illuminating and engaging discussions on key principles of internal medicine, around board-style case vignettes from the acclaimed *Harrison's Self Assessment and Board Review*.

Authors:

Charles Wiener, MD, Professor of Medicine

Johns Hopkins University School of Medicine, Baltimore, MD

Multimedia : Human Anatomy Modules

Multimedia ▾ Cases ▾ Study Tools ▾

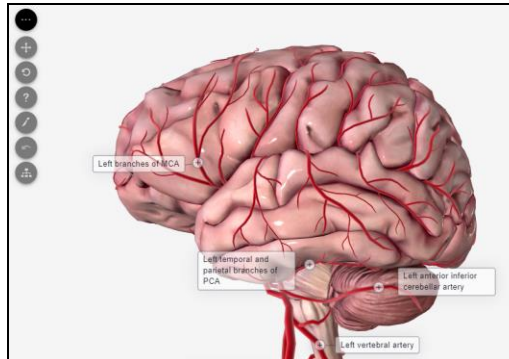
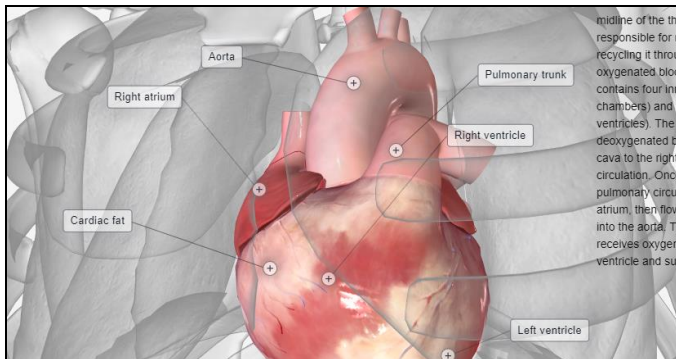
- Diagnostic and Imaging Studies
- Harrison's Pathophysiology Animations
- Harrison's Podcasts
- Human Anatomy Modules**
- Lectures



Complete Human Anatomy Modules



Human Anatomy Tours



New! Brain



New! Endocrine System



New! Gastrointestinal System

Cases

Cases

Acid-Base Disturbances

Case Files®

Clinical Neuroanatomy Cases

Family Medicine Board Review

Fluid/Electrolyte and Acid-Base Cases



Acid-Base Disturbances

Author(s): Zachary Healy, MD; Sean Callahan, MD

주제별로 다양한 임상 사례를 제공

Clinical Scenario 01

Clinical Scenario 31

Cases

Acid-Base Disturbances

Case Files®

Basic Science

Anatomy 3e

Biochemistry 3e

Microbiology 3e

Neuroscience 2e

Pathology 2e

Pharmacology 3e

Physiology 2e

Clinical Medicine

Clinical Neuroanatomy Cases

Basic Science



Case Files: Anatomy 3e

Eugene C. Toy, Lawrence M. Ross,
Han Zhang, Cristo Papasakelariou



Case Files: Biochemistry 3e

Eugene C. Toy, William E. Seifert,
Jr., Henry W. Strobel, Konrad P.
Harms



Case Files: Microbiology 3e

Eugene C. Toy, Cynthia R. Skinner
Debord, Audrey Wanger, Chris
Mackenzie, Anush S. Pillai, James
D. Kettering



Case Files: Neuroscience 2e

Eugene C. Toy, Evan Yale Snyder,
Josh Neman, Rahul Jandial



Cases : Vanderbilt IM/Peds Curriculum

Cases

[Acid-Base Disturbances](#)

[Case Files®](#)

[Clinical Neuroanatomy Cases](#)

[Family Medicine Board Review](#)

[Fluid/Electrolyte and Acid-Base Cases](#)

[Internal Medicine Cases](#)

[Medical Microbiology Cases](#)

[Pathophysiology Cases](#)


[Vanderbilt IM/Peds Curriculum](#)

[Browse by Curriculum](#)

[Browse by System](#)

[Browse by Topic](#)

Vanderbilt Internal Medicine and Pediatric Curriculum



The Vanderbilt Internal Medicine and Pediatrics Curriculum is a comprehensive, case-based curriculum for the care of adults and children in the outpatient setting. This curriculum can be used by learners in all stages of training, from students to residents to practicing clinicians and is updated regularly to reflect the newest research and guidelines. We have provided a suggested schedule for residency, but feel free to sort by topic or by organ system. Check back regularly for new topics and updates.

Maie El-Sourady, MD, MS
Assistant Professor of Internal Medicine and Pediatrics
Vanderbilt University Medical Center
Nashville, TN
Editor-in-Chief

[Expand All](#) / [Collapse All](#)

Title	Week	System	Topic	Competency
+ Repeating Curriculum				
+ Year 1				
+ Year 2				
+ Year 3				
+ Year 4				

Cases - Vanderbilt IM/Peds Curriculum

: Vandebilt 대학교 내과-소아과 프로그램의 레지던트들이 사용하는 완전한 4년제 커리큘럼을 수록하며 학습목표, 사례, 질문들을 포함한 140여 개 모듈을 제공

Study Tools : Review Questions

Study Tools

By Resource

Review Questions

Anatomy

Biochemistry

Epidemiology & Biostatistics

Family Medicine

Histology & Cell Biology

Internal Medicine

Microbiology

Neuroanatomy

Obstetrics

Occupational and Environmental
Medicine

Pathology

Review Questions

Generate multiple-choice quizzes from the



Basic & Clinical Biostatistics, 4e

65 Questions



Clinical Neuroanatomy, 28e

100 Questions



CURRENT Diagnosis & Treatment: Occupational & Environmental Medicine, 5e

377 Questions



CURRENT Diagnosis & Treatment: Nephrology & Hypertension, 2e

314 Questions




CURRENT Diagnosis & Treatment: Surgery, 14e

216 Questions

Study Tools – Review Questions

: Q&A Test를 제공하여 내용이 제대로 학습되었는지 확인하고, 강점과 약점을 파악할 수 있음

Study Tools : Review Questions



Review of Medical Microbiology and Immunology, 14e

Warren Levinson
Preface | Copyright | Notice

Go to Book

NOTE: A quiz may not include more than 250 questions. Quizzes cannot be saved mid-progress.

Create Random Quiz

10 of 1087 available

Start Quiz

Create Custom Quiz

Generate a custom quiz from the topics below.

- 0 of 114 available Part I: Basic Bacteriology
- 0 of 188 available Part II: Clinical Bacteriology
- 0 of 82 available Part III: Basic Virology
- 0 of 143 available Part IV: Clinical Virology
- 0 of 50 available Part V: Mycology
- 0 of 106 available Part VI: Parasitology
- 0 of 201 available Part VII: Immunology
- 0 of 4 available Part VIII: Ectoparasites
- 0 of 58 available Extended Matching Questions
- 0 of 61 available Clinical Case Questions
- 0 of 40 available USMLE (National Board) Practice Examination, Block One
- 0 of 40 available USMLE (National Board) Practice Examination, Block Two

Start Quiz

"Go to Book" 버튼을 통해 해당 교재로 쉽게 돌아갈 수 있음. (해당되는 경우)

사용자는 단일 책 내의 모든 Q&A에서 랜덤 퀴즈를 바로 생성 가능

집중 학습 원하는 사용자는 특정 주제 (있는 경우)에서 질문을 선택하여 퀴즈 생성 가능

Question 4 of 10

A sputum culture will be rejected (i.e., it will not be stained or cultured) by the clinical laboratory if:

- ☐ A it is streaked with blood.
- ☐ B it contains IgA antibody.
- ☐ C it contains many more epithelial cells than neutrophils.
- ☐ D it contains pus.
- ☐ E it contains sulfur granules.

Submit & View Answer **Submit & View Next Question**

[End quiz and return to Review of Medical Microbiology and Immunology, 14e Review Questions](#)

Quiz Results

Your Score: 20 %
You answered 2 of 10 questions correctly.

Question 1: Incorrect

Crosses the placenta

- ☐ A IgM
- ☒ B IgG
- ☒ C IgA
- ☐ D IgE

The correct answer is B. You answered C.
91% of users answered correctly.

Question 2: Incorrect

Each of the following statements concerning hepatitis C virus (HCV) and hepatitis D virus (HDV) is correct EXCEPT:

- ☐ A HCV is an RNA virus that causes post-transfusion hepatitis.
- ☐ B HDV is a defective virus that can replicate only in a cell that is also infected with hepatitis B virus.
- ☒ C HDV is transmitted primarily by the fecal-oral route.
- ☒ D People infected with HCV commonly become chronic carriers of HCV and are predisposed to hepatocellular carcinoma.

The correct answer is C. You answered D.

문제풀이 후 결과 및 해설 제공

Study Tools : Clerkship Topics

Clerkship Topics

This collection of study materials covers every major topic of the internal medical clerkship, featuring select chapters from the following resources:

[Open All](#) | [Close All](#)

▶ Cardiology

▶ Pulmonology

▼ Nephrology + Urology

- [Congenital/Genetic Kidney Disease](#)
- [Ward Skills in Nephrology](#)
- [Acid-Base Disturbances and Electrolyte Abnormalities](#)
- [Acute Kidney Injury](#)
- [Chronic Kidney Disease](#)
- [Glomerular Disease](#)
- [Nephrolithiasis and Urinary Tract Obstruction](#)
- [Benign Prostatic Disease](#)
- [Renal Tubulointerstitial and Vascular Disorders](#)

▶ Gastroenterology

▶ Hematology/Oncology

▶ Infectious Disease

▶ Endocrinology

▶ Rheumatology

▶ Essential of Key Patient Presentations

▶ Skills for the Wards

▶ Neurology

▶ Psychiatry

Study Tools – Clerkship Topics

:자가 학습을 위한 토픽 기반의 학습 모듈을 제공.

선택한 토픽에 맞는 학습 과정을 제공하여 이용자가 더 빠르고 효율적으로 원하는 내용을 학습할 수 있도록 도와줌.

Clerkship Topics > Nephrology + Urology

Chronic Kidney Disease ☆

AUTHORS: ESL

LEARNING OBJECTIVES: Diagnosis
Management
Complications



CHAPTER

AccessMedicine > Harrison's Principles of Internal Medicine, 19e > [Chronic Kidney Disease](#)



CASE FILE

AccessMedicine > Resident Readiness®: Internal Medicine > Chronic Kidney Disease > [A 65-Year-Old Man with a GFR of 55](#)



CASE FILE

AccessMedicine > Family Practice Examination & Board Review, Third Edition > CASE 5-2 > [Case](#)



EXTERNAL ACTIVITY

Case: CKD

[Note](#)

Study Tools : Flashcards

Study Tools

By Resource

Flashcards

Play Showdown!

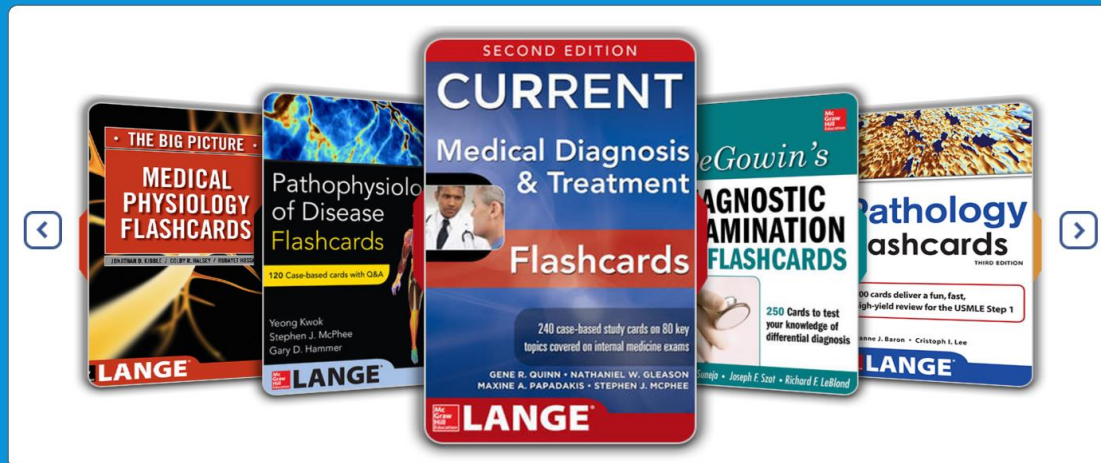
FLASHCARDS

ACCESS Medicine
FLASHCARDS

학습한 내용을 복습해볼 수
있도록 Flash card 형태의
퀴즈를 제공

ACCESS Medicine
FLASHCARDS

Welcome Sunmi Lee



Study Tools : Flashcards

The screenshot displays the 'Degowin's Diagnostic Examination Flashcards' application. The main interface features a grid of topic cards. A callout bubble points to the 'The Male Genitalia and Reproductive System' card, stating: '선택한 플래시카드에서 원하는 주제 덱을 선택 후 해당 카테고리 내에서 학습' (In the selected flashcard, select the topic deck you want and study within that category).

A second callout bubble points to the 'The Male Genitalia and Reproductive System' card in the detailed view, stating: '- 현재 학습 위치' (Current study location) and '- 다른 카테고리로 빠른 이동' (Fast movement to other categories).

The detailed view of 'THE MALE GENITALIA AND REPRODUCTIVE SYSTEM' shows a list of sub-topics on the left: 'The Head and Neck', 'The Male Genitalia and Reproductive System' (selected), 'The Mental Status, Psychiatric, and Social Evaluations', 'The Nervous System', 'The Preoperative Evaluation', 'The Skin and Nails', 'The Spine, Pelvis, and Extremities', 'The Urinary System', and 'Vital Signs, Anthropometric Data, and Pain'. The main content area displays 'CARD 1' with a clinical scenario: 'You are evaluating a 38-year-old man for erectile dysfunction. For the last few months he has not had early morning spontaneous erections.' It includes two questions: '1. How does the absence of morning erections influence your differential diagnosis?' and '2. Name the pathophysiologic mechanisms that can produce erectile dysfunction, and give examples of each.' Navigation buttons at the bottom include 'Flip', 'Next', and 'Select Card: 1'.

Patient Education Handouts

Patient Education Handouts

Acute Advisor

Adult Advisor

Medicines Advisor

Pediatric Advisor

Sign in to add a logo and/or personal message to your Patient Handout.

Adult Advisor

Language: English
Chinese (Simplified)
Chinese (Traditional)
English
French

0-9 A B C D E F G H I J K L M N O P Q R S T U V W X Y Z

Patient Education Handouts

Acute Advisor

Adult Advisor

Medicines Advisor

Pediatric Advisor

Print Download PDF Email Customize

Altered Level of Consciousness ☆

Acute Care Advisor 2017.2 Copyright © 2017 RelayHealth, a division of McKesson Technologies Inc. All rights reserved.

What is altered level of consciousness?

Altered level of consciousness (ALOC) means that you are not as awake, alert, or able to understand or react as you are normally. Causes of ALOC include:


- A head injury
- Medicines
- Alcohol or drugs
- Dehydration
- Infection
- Fever
- Dangerously low body temperature (hypothermia)
- Diseases such as diabetes and thyroid disease


Different levels of ALOC include:

- Lethargic, which means you are drowsy and less aware or less interested in your surroundings
- Somnolent, which means you are sleeping unless someone or something wakes you up. You can usually talk and follow

환자에게 질병에 대한 원인과 증상, 치료법을 소개해주는 핸드아웃으로, MyAccess 프로파일에 로그인하면 이 자료에 로고나 개인 메시지를 추가할 수 있습니다.

Hospital Corner



Access Provided by:


Books ▾ Quick Reference ▾ Drugs Multimedia ▾ Cases ▾ Study Tools ▾ Patient Ed Hospital Corner

AccessMedicine ▾ Search AccessMedicine

Q Advanced Search ⓘ

Hospital Corner


Books

Board Review

Cases


Quick Reference

Selected content for practicing providers




Books

Selected readings for practicing clinicians in all patient care environments.




Board Review

Prepare for boards with our renowned resources.



Cases

Test your clinical knowledge by using our proprietary cases as a guide.



Quick Reference

Excellent on the go resources to quickly refresh your knowledge of select disease states.

임상의를 위한 선택적인 자원을 제공하는 컬렉션 항목

MyAccess(개인계정) 생성하기

학내 접속 시
자동으로
학교이름이
보여짐

McGraw-Hill Medical ☒ User Services ▾ Subscribe ▾

ACCESSPharmacy®

Books ▾ Blog Quick Reference ▾ Drugs Multimedia ▾ Cases ▾ Study Tools ▾ NAPLEX® Central Patient Ed

AccessPharmacy ▾ Search AccessPharmacy

Sign In | McGraw-Hill Professional ▾

Access provided by: McGraw-Hill Professional

Sign in or Create a Free MyAccess Profile

Sign Out

Search

GET ACCESS TO THIS RESOURCE

MyAccess Sign In

Username or Email

Password

Sign in

[Forgot Username?](#) [Forgot Password?](#)

[Sign in via OpenAthens](#) [Sign in via Shibboleth](#)

Create a Free MyAccess Profile

[What is MyAccess?](#)

Get access to Review Questions.

Use your Institution's Access sites from **anywhere**.

Save your favorite content across all Access sites.

AccessPharmacy Channel

Drugs

Casebook in CLINICAL PHARMACOKINETICS AND DRUG DOSING

개인계정 생성
클릭

클릭

MyAccess(개인계정) 생성하기

Create a Free MyAccess Profile

If you have registered for a MyAccess profile on any of the Access sites, you can use the same MyAccess login credentials across all sites.
[Learn more about MyAccess](#)

Already have a profile? [Sign in](#)

* = Required Fields

First Name* Last Name*

Email Address*

Username*

Password* Passwords must be between 6 and 40 characters long (no whitespace), cannot contain characters #, &, and must contain:

- at least one lowercase letter
- at least one uppercase letter
- at least one digit

Re-enter Password*

Profession*
--Select--

Specialty
--Select--

☒ Would you like to receive special discounts and offers for McGraw-Hill Medical products and services?

Create Profile [Cancel](#)

이름, e-mail (필수입력)

ID/PW 등록 (필수입력)
우측 패스워드 생성 가이드 참조

직업(필수) 세부전공(선택) 입력

Create Account 클릭

<개인계정 생성 시 장점>

•모바일 기기 이용 가능

1) 모바일에서 개인계정 로그인 시 교외접속 없이 사용 가능

2) 학내 IP에서 로그인 시 90일간 모바일 이용 인증되며, 90일 동안 학내에서 한번도 이용하지 않을 경우 만료됨 (90일 이내 재로그인 시 자동연장)

•알람설정 가능 (신규컨텐츠 alert 등)

•북마크(즐거찾기) 기능

: 원하는 콘텐츠- 챗터, 도표, 비디오, 케이스 등

•원문 Print, e-mail 전송

•Image 저장

•Review Questions (Q&A) 문제풀이 및 결과 저장

MyAccess Folders

McGraw-Hill Medical User Services Subscribe English

ACCESS Medicine

Books Quick Reference Drugs Multimedia Cases Study Tools Patient Ed

AccessMedicine Search AccessMedicine

Sunmi Lee | McGraw-Hill Professional

Access Provided by: McGraw-Hill Professional

My Dashboard

My Favorites

Recently Viewed

Custom Curriculum

My CME

My Review Questions

MyAccess Dashboard를 통해 프로젝트, 코스, 주제에 대한 자원을 별도로 저장할 수 있는 폴더 생성 가능

Read

Access your institution's subscriptions from anywhere. You have remote access from McGraw-Hill Professional for 90 days. [Learn More](#)

Sites Provided By:
McGraw-Hill Professional

- AccessAnesthesiology
- AccessCardiology
- AccessEmergency Medicine
- AccessHemOnc
- AccessMedicina
- AccessMedicine
- AccessMedicine App
- AccessNeurology
- AccessObGyn
- AccessPediatrics
- AccessPharmacy
- AccessPhysiotherapy
- AccessSurgery
- Case Files Collection
- Clinical Sports Medicine Collection

Learn

Review Questions

Prepare for exams with thousands of questions

My Favorites

- Figure 45-6**
From Morgan & Mikhail's Clinical Anesthesiology, 5e > Chapter 45. Spinal, Epidural, & Caudal Blocks on AccessMedicine
- Figure 20-6**
From CURRENT Diagnosis & Treatment: Physical Medicine & Rehabilitation > Pediatric Rehabilitation on AccessMedicine
- Lumbar Puncture Sitting Position**
On AccessMedicine
- Case 6.07**
From Graber and Wilbur's Family Medicine Examination and Board Review, 4th Edition on AccessMedicine

[View All Favorites](#)

Custom Curriculum

You have no active assignments at this time.

My CME

0.0 out of 20 CME Claimed in 2017

0.0 CME Credits In Progress >
0.0 CME Credits Eligible >
1 Unassigned Resources >

[Claim CME](#)

My Folders

- Study Plan**
Contains 4 item(s)

[Go to Folders](#)

View All Favorites 이동

Aug 29,

10 Questions Score: 20%

Quiz on AccessMedicine taken Mar 09, 2017 07:37 AM

9 Questions Score: 33%

[View All Review Questions](#)

MyAccess Folders

My Dashboard My Favorites Recently Viewed Custom Curriculum My CME My Recent

Search McGraw-Hill Medical

Favorites My Folders

Favorites Select All Add To Folder Download Figures Download Tables

Figure 45-6
From Morgan & Mikhail's Clinical Anesthesiology, 5e > Chapter 45. Spinal, Epidural, & Cerebral Anesthesia

Figure 20-6
From CURRENT Diagnosis & Treatment: Physical Medicine & Rehabilitation, 4th Edition on AccessMedicine

Lumbar Puncture Sitting Position
On AccessMedicine

Case 6.07
From Graber and Wilbur's Family Medicine Examination and Board Review, 4th Edition on AccessMedicine

Traumatic Brain and Spinal Cord Injury
From Critical Care on AccessMedicine

Add to Folder
Select a folder to add this content to.

Study Plan

Create New Folder

Favorites My Folders

My Folders >

Study Plan Rename Folder

Select All Copy to Folder Download Figures Download Tables Remove Selected

Figure 20-6
From CURRENT Diagnosis & Treatment: Physical Medicine & Rehabilitation > Pediatric Rehabilitation on AccessMedicine

Lumbar Puncture Sitting Position
From Lumbar Puncture Sitting Position on AccessMedicine

Case 6.07
From Graber and Wilbur's Family Medicine Examination and Board Review, 4th Edition on AccessMedicine

Traumatic Brain and Spinal Cord Injury
From Critical Care on AccessMedicine

즐거찾기(Favorites) 탭에 저장되어 있는 항목들 중 원하는 콘텐츠를 체크 > "Add To Folder" 클릭 > 원하는 폴더 선택하여 이동

McGraw-Hill이 제공하는 Online Medical Subscriptions

ACCESS ▶ Anesthesiology [®]	ACCESS ▶ Biomedical Science [™]	ACCESS ▶ Cardiology [™]
ACCESS ▶ Emergency Medicine [™]	ACCESS ▶ HemOnc [™]	ACCESS ▶ Medicina [™]
ACCESS ▶ Medicine [®]	ACCESS ▶ Neurology [™]	ACCESS ▶ ObGyn [™]
ACCESS ▶ Pediatrics [®]	ACCESS ▶ Pharmacy [®]	ACCESS ▶ Physiotherapy [®]
ACCESS ▶ Surgery [®]	ACCESS ▶ Medicine [®] Case Files [®] Collection	ACCESS ▶ Pharmacy [®] Pharmacotherapy Principles and Practice
ACCESS ▶ Medicine [®] Clinical Sports Medicine Collection	 ACCESS ▶ Physiotherapy F.A. DAVIS PT COLLECTION	 HARRISON Medicina
JAMA evidence [®] Using Evidence to Improve Care	ACCESS ▶ Medicine [®] John Murtagh's General Practice Collection	OMMB SD [™]



<https://accessmedicine.mhmedical.com>

McGraw-Hill Education Korea

www.mheducation.com

8Fl. SeAh Tower, 45 Yanghwa-ro,
Mapo-gu, Seoul, Korea 04036

문의

이선미 과장 T. 02-330-4420

sunmi.lee@mheducation.com